



IF YOU'VE SELECTED INSIDE MOUNT

MEASURE WIDTH



MEASURE HEIGHT



1 Record both your width and height measurements on your Order Form (download it from our website). Note that you don't have to make any adjustments to your window measurements; we'll do it for you.

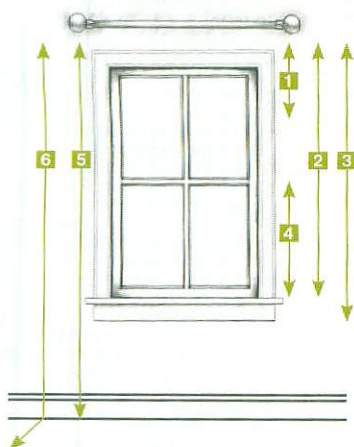
2 Your Inside Mount blind or shade will be made slightly smaller than the size you specify to allow for operating clearance, as follows:

- Roller Shades and Illusions Horizontal Shadings will be 1" narrower than the width ordered; to avoid resulting light gap on each side, consider Outside Mount.
- Solar Shades with Decorative Fascia Valance fabrics will be 1 1/2" narrower.
- A width deduction of 1/8" - 1/2" will be taken on other treatment styles to ensure optimal performance. For more information, please talk to one of our Service Experts at 800.248.8888

PLEASE NOTE:

- You cannot add to the size of your product for a tighter fit. If you do, it will not fit properly in your window.

HEIGHT SUGGESTIONS FOR PANELS + DRAPERY



1 VALANCE — For panel styles that will be used as a top treatment or valance, we recommend approximately 10-20" for length.

2 SILL LENGTH — A great choice for a window in a recess or above furniture, or for one that is opened frequently.

3 APRON LENGTH — For the ideal proportions, apron length should fall about 4" below sill.

4 CAFÉ LENGTH — Panels usually measure 1/2 of the window length. These styles are especially useful for kitchens, allowing both natural light and privacy.

5 FLOOR LENGTH — Draperies should fall about 1/2" above the floor.

6 EXTRA LONG PUDDLE LENGTH — Add another 6-10" w of length, which is to be arranged in poufs on the floor (not recommended for windows in high traffic areas).

Check the product depth chart, below, for your chosen treatment.

MINIMUM DEPTH

You'll need this much unobstructed depth, including any handles, locks, etc., to Inside Mount that treatment.

FLUSH MOUNT

For the face of your treatment to be flush with the wall, make sure your frame depth is the same or greater than the Flush Mount depth indicated on the chart.

PRODUCT DEPTH



FLUSH MOUNT

Minimum depth required for product to be flush with window frame



MINIMUM DEPTH

Minimum depth required to inside mount product

MINIMUM DEPTH CHART

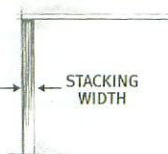
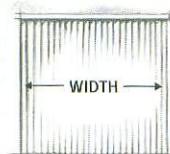
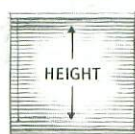
Flush Mount	Product	Minimum Depth
3 3/4"	Durawood Blind	1"
4"	Durawood with Loop Control	1 1/4"
1 3/4"	Fabric Shade	1 1/2"
3 3/4"	Fabric Shade with Loop Control or Dual Shade	3 1/2"
1 1/2"	Honeycomb - Petite Cell with Std. Lift or Top Down/Bottom Up	1"
2"	Honeycomb - Dual Light and all cell sizes with Standard Lift or Top Down/Bottom Up	1"
2"	Honeycomb - All Cell sizes with Loop Control	1 1/4"
2 1/4"	Honeycomb - All Cell sizes with Cordless Lift or Motorized	1 1/4"
3"	Natural Woven - All Styles and Standard Valances with 1 1/2" clearance	1 1/2"
3"	Natural Woven - All Styles with Loop Control up to 36" x 60"	2 1/2"
4"	Natural Woven - Dual Shade and Valances with 2 1/2" clearance	2 1/2"
4"	Natural Woven - All Styles with Loop Control over 36" x 60"	2 1/2"
3"	Roller Shade - Standard, Loop Control or Motorized	1 1/4"
4"	Roller Shade - Decorative Cassette System	1 1/4"
1 1/2"	Roller Shade - Flat Fold Style with Std. Lift or Top Down/Bottom Up	1 1/4"
3"	Solar Shade - Roller Style	1 1/4"
3"	Solar Shade - Roller Style with Fascia Valance	2"
1 1/4"	Solar Shade - Roman Style	1 1/4"
2 1/2"	Trilogy - Loop Control	1 1/4"
3 1/4"	Wood Blind - All Styles	1"
4"	Wood Blind - with Loop Control	1 1/4"
4 1/4"	Panel Track	3 3/4"

Check the product stacking chart, online, for your chosen treatment.

STACKING HEIGHT

The illustration below shows approximately how much of your window area a treatment may cover when fully drawn open; if too much is covered for your liking, consider Outside Mount.

PRODUCT STACKING HEIGHT OR WIDTH (CHART ONLINE)



Soft Top (150% Fullness)

	UP TO	31 1/8"	49 1/8"	67 1/8"	85 1/8"	103 1/8"	121 1/8"	140 1/8"	158 1/8"
Ring Quantity	7	9	12	14	17	19	22	24	27

Casual Pleat, Parisian pleat, Pinch

Pleat & Tailored Pleat (200% Fullness)

	UP TO	16 1/8"	40 1/8"	64 1/8"	88 1/8"	112 1/8"	136 1/8"	160 1/8"
Ring Quantity	8	14	20	26	32	38	44	50

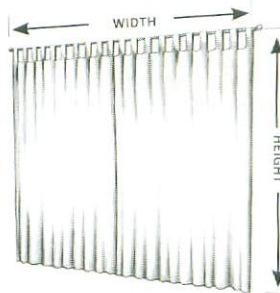
MEASURING FOR PANELS + DRAPERY

WIDTH MEASUREMENT

- Measure the width you wish to cover; for best results, add 1-4" overlap on each side of your window.
- All styles come with the appropriate amount of fullness built in, so order the exact width needed then simply divide by the number of panels you'd like.
- All Panels sold as single panels (not pairs) unless ordered as Split Draw Drapery.

HEIGHT MEASUREMENT

- Finished height is measured from top to bottom, including tabs, or rod pockets (Flounce Top measured from top of flounce to bottom of panel). These styles are normally ordered to be installed 4" above the window or near the ceiling (be sure to add these extra inches to your final measurements to ensure the correct height).
- All Panel styles can be ordered as Panel Valances up to 20" in length.



ROLLER SHADE FABRIC CONTENT

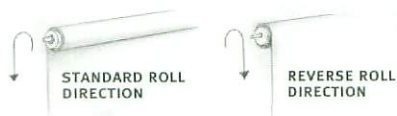
MATERIAL NAME	FABRIC CONTENT
BAHAMA	84% CELLULOSIC FABRIC, 16% POLYESTER
BALBOA STRIPE	100% POLYESTER
CALYPSO	100% POLYESTER
CALYPSO BLOCKOUT*	100% POLYESTER/ACRYLIC BACKED
CUBIX	100% POLYESTER
DAMASK+	100% POLYESTER
DIVINE PLAID+	100% POLYESTER
DIVINE PLAID BLOCKOUT+	100% POLYESTER
ECO	100% POLYESTER
FERN GULLY+	100% POLYESTER
FERN GULLY BLOCKOUT+	100% POLYESTER
GROTTO+	100% POLYESTER
LINEN	100% POLYESTER/COTTON
LINEN BLOCKOUT+	VINYL BACKED
MALIBU STRIPE	100% POLYESTER
NIGHTSHADE+	3 PLY VINYL/FIBERGLASS
PLAYA	88.1% POLYPROPYLENE; 11.9% POLYESTER
SEA BREEZE	60% POLYESTER; 40% POLYPROPYLENE
SEABURY/SAND	77.1% POLYESTER; 22.9% POLYPROPYLENE
SEABURY/SUNSET	83.9% POLYESTER; 16.1% POLYPROPYLENE
ZEN	59% POLYESTER; 41% POLYPROPYLENE
ZEN BLOCKOUT+	100% POLYESTER

* Calypso materials over 72" in width may have a horizontal seam
+ Backside is white

SOLAR SHADE FABRIC CONTENT

MATERIAL NAME	FABRIC CONTENT
CITY	67% VINYL ON POLYESTER; 27.5% POLYESTER; 5.5% ACRYLIC
METALLIC WEAVES	73% VINYL ON POLYESTER; 27% POLYESTER
SEMI-SHEER	75% VINYL ON POLYESTER; 25% POLYESTER
RATTAN	68% POLYESTER; 27% VINYL ON POLYESTER; 5% OLEFIN
CROSS WEAVE	74% VINYL ON POLYESTER; 26% POLYESTER
NEO TWEED	63% POLYESTER; 23% VINYL ON POLYESTER; 14% OLEFIN
PVC-FREE ECO SHEER	100% FR POLYESTER/PVC FREE

* Maximum width for all City fabrics, in both Solar Roller and Solar Roman styles, is 72"



FABRIC COLLECTION EXCEPTIONS TO AVAILABILITY

- Sheer Fabric: Available only for Panels, Draperies, and Fabric Shades, except Soft Roman and Classic Roman styles, Top Down/ Bottom Up and Loop Control Upgrades.
- Panels and Drapery: Linen and Silk fabrics must be lined.
- Fabric Shades: Not available in 3746, 3918, 4417-4420, 4436-4438, 4357.

PLEASE NOTE

- Fabrics are shown smaller than actual size.
- Fabric window treatments should be cleaned by a reputable dry cleaner that specializes in home furnishings. Stoddard solution is the preferred cleaning method.
For additional information on cleaning, fabric width or pattern repeat, please contact Customer Service at 800.248.8888.

FABRIC CONTENT REFERENCE/PRICE GUIDE

All fabrics imported.

FABRIC NAME	PRICE	FABRIC CONTENT
ALBERHILL	2	57% VISCOSE, 43% POLYESTER
ALLURE DAMASK	2	100% POLYESTER
ALLURE STRIPE	2	100% POLYESTER
ARDENWOOD PAISLEY	3	53% POLYESTER, 47% RAYON
ARTISAN	3	56% POLYESTER, 44% COTTON
BAMBOO	2	100% BAMBOO
BASKETWEAVE	2	100% COTTON
BECKFORD STRIPE	2	55% LINEN, 45% RAYON
BELIZE	2	63% RAYON, 37% POLYESTER
BELLA	2	56% RAYON, 44% COTTON
BLACKJACK	2	60% COTTON, 40% POLYESTER
BRADFIELD	2	100% LINEN
BRAVA STRIPE	2	57% COTTON, 43% POLYESTER
BRAYTON STRIPE	2	100% COTTON
BRIMFIELD	2	100% COTTON
BUBBLY	2	74% RAYON, 26% POLYESTER
BUNGALOW STRIPE	3	52% LINEN, 48% COTTON
BURNHAM PAISLEY	2	55% LINEN, 45% RAYON
CANVAS	1	100% COTTON
CAPOLINO	2	100% COTTON
CENTRAL PARK	3	66% POLYESTER, 34% COTTON
CHATEAU CHENILLE	3	70% SPUN RAYON, 30% POLYESTER
CHEETAH	3	60% ACRYLIC, 40% POLYESTER
CITY BLOOMS	2	100% POLYESTER
CONCORD STRIPE	2	100% COTTON
COOPER	2	100% COTTON
CORNWALL STRIPE	2	55% LINEN, 45% RAYON
COSMO	1	100% COTTON
COUNTRYSIDE TOILE	3	60% COTTON, 40% LINEN
CRIBBAGE	2	70% COTTON, 30% POLYESTER
CUBICAL	2	100% COTTON
CUBISM	2	100% POLYESTER
DAISY CHAIN	3	52% POLYESTER, 48% POLYAMIDE
DARBY STRIPE	2	100% POLYESTER
DEFINITION	2	100% COTTON
DELANO STRIPE	2	100% COTTON
DELRAY STRIPE	2	100% COTTON
DOWNTOWN	2	63% RAYON, 37% POLYESTER
EASTON STRIPE	2	100% COTTON
ECHOE	2	77% POLYESTER, 23% RAYON
ECLIPSE	2	60% RAYON, 40% POLYESTER
ECO	2	48% POLYESTER, 37% RAYON, 15% COTTON
ENGLISH MATELASSE	3	100% COTTON
ENLIGHTEN	2	77% POLYESTER, 21% VISCOSE, 2% POLYAMIDE
ETERNAL COIN	3	100% RECYCLED POLYESTER
ETERNAL LEAF	3	100% RECYCLED POLYESTER
ETERNAL SOLID	2	100% RECYCLED POLYESTER
ETERNAL STRIPE	3	100% RECYCLED POLYESTER
ETRUSCAN STRIPE	2	57% COTTON, 43% POLYESTER
FEATHER	3	100% POLYESTER
FIDDLESTIX	2	36% POLYESTER, 34% RAYON, 29% ACRYLIC, 1% NYLON
FLIRT	2	61% RAYON, 39% POLYESTER
FLORENTINA	2	75% RAYON, 25% POLYESTER
FLORETTE	3	100% COTTON
FOLIAGE	2	55% LINEN, 45% RAYON
GALAXY	2	100% POLYESTER
HARBORSIDE STRIPE	2	100% COTTON
HARRINGTON	1	100% COTTON
HAYWORTH STRIPE	2	100% POLYESTER
HEATHERED COTTON	1	87% COTTON, 13% RAYON
HEMP	3	100% HEMP
HILLSTEAD	2	60% RAYON, 40% POLYESTER
HYPNOTIC	2	100% POLYESTER
INTRIGUE	2	55% LINEN, 45% RAYON
INTRINSIC	2	55% COTTON, 45% POLYESTER
INTUITION	2	100% COTTON
IRENA PAISLEY	2	70% SPUN RAYON, 30% POLYESTER
IRONWORK	3	60% ACRYLIC, 40% POLYESTER
ISLAND STRIPE	1	100% COTTON
KARMA	2	55% LINEN, 45% RAYON
KIMONO	2	100% POLYESTER
LINEN PERFECTION	2	55% LINEN, 45% VISCOSE-SOIL & STAIN REPELLENT
LINEN SHEER	2	100% LINEN
LINEN	2	100% LINEN
LUSTER	2	64% RAYON, 36% POLYESTER
MAGNIFICENT	2	80% POLYESTER, 20% COTTON
MAJESTIC PAISLEY	2	63% RAYON, 37% POLYESTER
MANDALAY	2	100% COTTON
MARCELLO	2	66% POLYESTER, 34% RAYON
MARRAKECH	2	61% COTTON, 39% POLYESTER
MAYFIELD CHOCOLATE	3	69% RAYON, 31% POLYESTER
MELLO	1	100% POLYESTER
MEMOIRS	2	55% LINEN, 45% RAYON
METRO	3	33% RAYON, 31% POLYESTER, 26% ACRYLIC, 10% COTTON
METROPOLIS	3	32% RAYON, 29% POLYESTER, 25% ACRYLIC, 14% COTTON
MIXER	2	45% VISCOSE, 30% COTTON, 25% POLYESTER
NEEDLEPOINT VINES	2	100% COTTON
NUANCE	2	67% POLYESTER, 33% RAYON
ORBIT	3	67% RAYON, 33% POLYESTER
ECO COTTON	2	60% LINEN, 40% COTTON
PARISIAN PAISLEY	2	51% POLYESTER, 43% RAYON CHENILLE, 5% COTTON, 1% SPANDEX
PAYTON STRIPE	2	60% COTTON, 40% POLYESTER
PEBBLES	2	100% POLYESTER
PIN TUCK STRIPE	2	65% COTTON, 35% POLYESTER
PLEASANT	1	67% POLYESTER, 37% RAYON
PRECIOUS	2	100% POLYESTER
PROCLAIM	3	60% POLYESTER, 40% VISCOSE
PROMISE	2	51% COTTON, 29% POLYESTER, 20% RAYON
PROVINCIAL STRIPE	1	60% RAYON, 40% POLYESTER
PUCKER	1	100% COTTON
RADIANCE	2	62% COTTON, 38% POLYESTER
REFLECTIONS	3	63% POLYESTER, 35% VISCOSE, 2% POLYAMIDE
REGAL STRIPE	3	54% COTTON, 46% POLYESTER
RHAPSODY	2	75% RAYON, 25% POLYESTER
RHYTHM	2	83% ACRYLIC, 17% POLYESTER
RIBBAGE	2	66% COTTON, 34% POLYESTER
RIBBED STRIPE	2	55% COTTON, 32% POLYESTER, 13% RAYON
ROCKAFELLER	2	100% POLYESTER
ROCOO	2	100% POLYESTER
ROSELLA	3	75% RAYON, 25% POLYESTER
SAFARI	2	75% POLYESTER, 25% RAYON
SAGA	2	100% POLYESTER
SAKURA	2	38% POLYESTER, 38% COTTON, 24% RAYON
SAVANNAH STRIPE	2	100% COTTON
SCATTER	1	42% POLYESTER, 35% COTTON, 23% RAYON
SCRIBBLE	2	52% RAYON, 48% POLYESTER
SECRET GARDEN	3	71% VISCOSE, 23% POLYESTER, 6% COTTON
SEDANO STRIPE	1	100% COTTON
SERENGETI	3	100% RECYCLED POLYESTER
SERPENTINE	2	60% RAYON, 40% POLYESTER
SEVILLE STRIPE	2	73% POLYESTER, 27% RAYON
SHEER VOILE	1	100% POLYESTER
SHIMMER	2	55% COTTON, 45% POLYESTER
SHORELINE STRIPE	2	100% COTTON
SILHOUETTE	2	100% COTTON
SILK	2	100% SILK
SOLACE	2	77% POLYESTER, 23% RAYON
SOLITUDE	2	55% FLAX, 45% VISCOSE
STAMPS	2	59% VISCOSE, 41% POLYESTER
STATELY	2	41% POLYESTER, 31% RAYON, 28% COTTON
STITCHES	2	61% COTTON, 39% POLYESTER
SWIRL	2	41% ACRYLIC, 30% RAYON, 29% POLYESTER
SYMPHONY	3	67% RAYON, 33% POLYESTER
TANNER STRIPE	2	60% COTTON, 40% RAYON
TERRAZZO	3	55% RAYON, 45% POLYESTER
TIPSY	2	72% POLYESTER, 28% RAYON
TRANQUIL	3	100% POLYESTER
TRANSIT	2	52% UV ACRYLIC, 48% UV POLYESTER
TRISSINO	3	58% RAYON, 38% POST INDUSTRIAL POLYESTER, 4% POST CONSUMER POLYESTER
UPTOWN STRIPE	3	375% VISCOSE CHENILLE, 33% VISCOSE, 30% POLYESTER
VINTAGE BLOSSOM	2	55% LINEN, 45% RAYON
VINTAGE SCROLL	2	54% COTTON, 46% POLYESTER
VINTAGE SHEER	1	100% POLYESTER
VISION	2	100% POLYESTER
VOYAGE	2	66% RAYON, 34% POLYESTER
WESTWOOD STRIPE	2	100% COTTON
WHIRL	2	52% POLYESTER, 48% NYLON
WYSTERIA	3	95% POLYESTER, 5% VISCOSE
YORUBA	2	100% POLYESTER
ZEBRA	2	63% ACRYLIC, 37% POLYESTER

order. Call or



+ENJOY free shipping

Standard delivery now included on your order

GENERAL INFORMATION

DELIVERY TIMES We will begin manufacturing once your order has been placed. Once your product is made, with our standard shipping method, delivery time is approximately 7-10 additional business days. We ship each item as soon as it is made, so multiple item orders may arrive separately (multiple items of the same product will ship together). Oversized items will be shipped via freight carriers.

NEED IT SOONER? Next Day and 2nd Day delivery available for most products.

SALES TAX We collect applicable sales tax on all orders shipped to these locations: AZ, CA, CO, CT, FL, GA, IL, MA, MD, NJ, NY, OH, PA, RI, TX, VA, WA, DC. We'll calculate your tax prior to finalizing your order.

MEASURING+INSTALLATION SERVICES Measuring cost varies by market and applies to standard windows and treatments only; additional charge for specialty shapes and sizes, wood shutters and for some drapery styles. There is a minimum labor charge on installation; cost varies by product. Services are provided through contracts issued to homeowners by United Independent, Inc. and United Independent is solely responsible for performance of work and all related warranties. United Independent is an independent company providing in-home professional contracting services and maintains a national network of local service professionals. Smith+Noble acts solely as an authorized sales agent for service contracts issued by United Independent.

COMPANY CREDITS, EXCHANGES & CANCELLATIONS Since Smith+Noble Windowware custom products are made to your specifications, after 30 days of receiving your order they cannot be returned for any reason other than warranty service. Within 30 days of receiving your order, please see terms of our Satisfaction Guarantee on p28. Non-custom products may be returned within 30 days of their shipping date for exchange or credit (less a 15% restocking fee) toward another Smith+Noble purchase. Return freight charges will be paid by the customer. Products must be returned via a trackable delivery method and received in like-new condition. Call Customer Service for return address information.

COLOR & MATERIAL REPRESENTATION Colors and textures in this catalog or on your computer monitor may vary slightly from the actual materials. Wood and Natural Woven products also have natural variation in grain and finish. Material swatches are not backlit when photographed, and may appear different in your windows. For a more accurate representation of color, privacy level or texture, please request swatch materials before ordering.

EXCEPTIONS On rare occasions there may be delays due to out-of-stock materials, inventory taking, shipping delays, temporary factory overload or factory closures.

CATALOG EFFECTIVE THROUGH JUNE 30, 2009. All prices, products and options shown are available through June 30, 2009. Pricing does not include shipping/processing fees. Product prices, specifications and availability may change without notice.

TERMS OF SALE Since Smith+Noble Windowware products are custom made to your specifications, after 30 days of receiving your order no refunds or exchanges are possible except for warranty service. All orders are FOB Shipping Point, may not be cancelled or changed once they have been entered, and are paid in full when the order is placed.

PRIVACY POLICY Our privacy policy is available at smithandnoble.com. Click home page privacy+security link.

SHIPPING/PROCESSING CHARGES Find the applicable charges for your order on the chart below.

Standard Shipping*	Free
Alaska & Hawaii**	20% of product total
2nd Day Delivery***	add \$34.95 per order
Next Day Delivery***	add \$49.95 per order
Oversized items****	add \$35.00 per unit

* Excludes Wood Shutters. Add 10% to total product order.

** Orders delivered to Alaska and Hawaii are shipped by air freight. We also do not ship outside the United States, or to APO/FPO addresses, PO Boxes, Guam, or Puerto Rico.

*** Express delivery not available to Alaska or Hawaii

**** Extra large or heavy items, including packages over 108" long or weighing more than 150 pounds, will be delivered by truck; please consult Customer Service if you have questions about your specific order.

general information

read all about us!

Looking to smith+noble for inspiration in window fashions? You're not alone! Read how some of your favorite magazines have reported on and rated us:



TRADITIONAL HOME

See why film legend Sidney Poitier and his wife Joanna selected our Natural Wovens for their Beverly Hills home.

REAL SIMPLE

Love to let sunlight in, but hate the view out your window? *Real Simple* has a really simple solution: our Fabric Shades with Top Down/Bottom Up!

Good Housekeeping

Ever been tempted to "Makeover Your Living Room in a Weekend"? See how a New Jersey family did it...with our help!



Removing the "fear factor" earns smith+noble kudos as one of the web's "Hot 100 Best Shopping Websites for 2009" by internetretailer.com

read these stories & more at

smithandnoble.com/press

WARRANTY SERVICE All Smith+Noble Windowware products are designed for a lifetime of trouble-free use and are covered by a limited lifetime warranty. Warranty applies to the original customer and installation with proof of purchase and covers any defects in materials or workmanship provided the product is measured and installed according to the product instructions. If warranty service is needed, call Customer Service and we will arrange for a repair or replacement as quickly as possible. Smith+Noble reserves the right to determine if your piece warrants a repair or partial replacement of any parts, or in the unlikely event the entire piece is defective, it will be handled accordingly.

\$10,000 MAKEOVER!

Enter for a chance to win a window treatment makeover by Christopher Lowell. Every order placed between 3/9 and 5/8/2009 automatically enters you in the Christopher Lowell Makeover Sweepstakes, co-sponsored by Metropolitan Home. You'll also receive a FREE year's subscription to Metropolitan Home Magazine.

NO PURCHASE NECESSARY Purchasing does not improve your chances of winning. Sweepstakes begins March 9, 2009 and ends at 11:59 pm Pacific May 8, 2009. To enter or for official rules, visit smithandnoble.com/win and follow the instructions on the screen. Open to all legal U.S. residents who have reached the age of majority in their state of residence at time of entry. Void where prohibited by law. All federal, state and local regulations apply.

ENTER ONLINE... smithandnoble.com/win



from \$202 at 35" x 54" /
made in 7 days



FLAT ROMAN SHADES IN 9527 CUBISM/JAVA WITH
VELVET BANDING UPGRADE IN 3895 MOSS

LONDON SHADES IN 2899 SHORELINE STRIPE/
WEDGWOOD WITH SKIRTED BRAID TRIM AND
LOOP CONTROL UPGRADES



RELAXED ROMAN SHADE IN 9557 COUNTRYSIDE/TOILE WITH
SATIN RUFFLE TRIM AND RING TOP UPGRADES (AVAILABLE ONLINE)



fabric shades

If variety's the spice of life, choosing your smith+noble Fabric Shade is a tasty treat indeed! Want traditional elegance? Pick striped London Shades with skirted

braid trim. Dramatic pattern?

Relaxed Roman styling

highlights your fabric choice.

Bold sophistication? Flat

Romans in a graphic, modern

print. The possibilities are endless, and the compliments will be too. And when

friends ask "who's your decorator?" give us a nod while you take the bows!

8 shade styles plus 1000 fabric choices give you infinite ways to express your creativity!

the s+n advantage:

YOUR ADDED
ADVANTAGES!

free
swatches

Try before you buy

free
measuring



Limited time special offer!
See details on back cover

+ ENJOY free
shipping

Standard delivery now
included on your order

*Learn how we travel the world and track
the latest trends to create our fabric collections.*

smithandnoble.com/advantage



WRAPPED HEADRAIL

We wrap the headrail in your chosen fabric, with minimal visible staples.



THEIRS

Unfinished look, and uneven staple placement.



CLEAN-FINISHED FINDINGS

Clean and even for a pleasing appearance and smooth operation.



THEIRS

Puckered fabric, plus a dangerously sharp unfinished edge.



FULLY-FINISHED CORNERS

Neatly stitched in place with unobtrusive, color-coordinated thread.



THEIRS

The corners just folded over and glued in place.



COLOR-MATCHED DETAILS

Drawcords, tie-off cleats, even the screws and brackets match.



THEIRS

A hodgepodge of colors and finishes in the components.


2. now make it personal



TOP DOWN/BOTTOM UP



2 ON 1 HEADRAIL



RING TOP



LOOP CONTROL

for more upgrades, decorative trims, valances and shade motorization log onto smithnoble.com

Top Down/Bottom Up Enjoy enhanced light control options. Lower shades from the top to let in light while maintaining privacy, or raise conventionally from the bottom. Available on Flat Roman, Classic Roman and Soft Roman styles. Not available with Loop Control, Dual Shade or Ring Top upgrades, or sheer fabrics.

2 on 1 Headrail Smart option for wide windows, where a single shade would be prohibitively heavy. One headrail over two side-by-side shades also creates a unified look, and lift cords on each shade allow for independent operation. Available for Flat Roman, Classic Roman, Soft Roman and Cuffed Roman styles only.

Ring Top Select ring style and finish from our Turned Wood (p40), Metalware (p40), Bamboo (online) and Wrought Iron (p40) Hardware Collections. Outside mount only, and we recommend you order enough shade width for a 2" overlap on each side. For maximum widths available in each Hardware style, see charts on p41. Hardware rod sets sold separately.


Loop Control Lets you evenly raise, lower and precisely position shades with a continuous loop secured by a cord guide. Also eliminates dangling cords for added child and pet safety.

Dual Shade Multiply light control options by combining a front layer shade with an independently operated sheer or blackout layer underneath. Select undertreatment in Vintage Sheer, Sheer Voile or Blockout materials shown. Available in Flat, Classic and Soft Roman styles. Not available with Top Down/Bottom Up or Loop Control upgrades.

Decorative Cleat and Tassel Sets Cleats to tie off control cords are available in five distinctive styles and five finishes with matching metal tassels that replace wooden tassels provided with shades. Sold in cleat/tassel sets; two sets required when ordered with Top Down/Bottom Up, 2 on 1 Headrail or Dual Shade.


Ribbon Banding Add a soft, inviting edge accent to Flat Roman or Soft Roman shades. Velvet or grosgrain ribbon, each in eight color options.

Blockout Lining Fabric Shades come standard with Privacy Lining; for maximum privacy and light control upgrade to 3-ply Blockout Lining, which also adds weight and body to shades.



DUAL SHADE

3134 BLOCKOUT/WHITE 3135 BLOCKOUT/CREAM



DUAL SHADE

531 SHEER VOILE/WHITE 532 SHEER VOILE/CHAMPAGNE 3603 VINTAGE SHEER/CREAM 3604 VINTAGE SHEER/WHEAT 3605 VINTAGE SHEER/LATTE



DECORATIVE CLEAT AND TASSEL SETS

3192 SCROLL 3190 BAMBOO 3198 MADRID 3199 DISK 3196 SPHERE




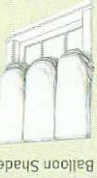

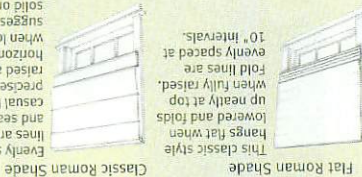
RIBBON BANDING

GROSGRAIN 3747 CLOUD 4536 KHAKI 3750 GOLDEN 3748 KIWI 3751 SKY 3752 CRANBERRY 3753 CHOCOLATE 4535 BLACK VELVET 7149 IVORY 3892 ANTIQUE 3895 MOSS 3897 PEACOCK 3896 MERLOT 3893 RUST 3894 BROWN 7150 BLACK

it's **easy** to order!
just follow these steps.

choose style + fabric

See pages 44-49. Each fabric is numbered 1, 2 or 3 reflecting its price category. Look for that number in product price charts to the left to determine pricing in the fabric you've selected.



choose **upgrades**

- Blockout Lining - 15%
- Top Down/Bottom Up - See price chart
- Ring Top - See price chart
- Dual Shade - See price chart
- Decorative Cleat and Tassel Set - \$35
- Velvet Ribbon Banding - 35%
- Grosgrain Ribbon Banding - 40%

choose **no charge options**

- Cord Position - Specify Left or Right cord position. Shades will have cords on each side with Top Down/Bottom Up and 2 on 1 Headrail upgrades
- Upended Headrail - Flush Mount and French Door installations
- Extension Brackets - Provides additional clearance
- Choose your **delivery time** (business days,

more styles, upgrades & options online

- Decorative Trims
- Decorative Hems
- Motorization
- Decorative Valances

PLEASE NOTE Limitations may apply to some upgrades and no charge options. Please go online or call for details.

Flat Roman, Relaxed Roman* and Classic Roman price chart

width ↔ in inches		height ↔ in inches		call or click	
12 - 23 1/2"	35 1/2" - 46 1/2"	24 - 35 1/2"	46 1/2" - 58 1/2"	60 1/2" - 72"	72 1/2" - 108"
1	1	1	1	1	1
2	2	2	2	2	2
3	3	3	3	3	3
4	4	4	4	4	4
5	5	5	5	5	5
6	6	6	6	6	6
7	7	7	7	7	7
8	8	8	8	8	8
9	9	9	9	9	9
10	10	10	10	10	10
11	11	11	11	11	11
12	12	12	12	12	12
13	13	13	13	13	13
14	14	14	14	14	14
15	15	15	15	15	15
16	16	16	16	16	16
17	17	17	17	17	17
18	18	18	18	18	18
19	19	19	19	19	19
20	20	20	20	20	20
21	21	21	21	21	21
22	22	22	22	22	22
23	23	23	23	23	23
24	24	24	24	24	24
25	25	25	25	25	25
26	26	26	26	26	26
27	27	27	27	27	27
28	28	28	28	28	28
29	29	29	29	29	29
30	30	30	30	30	30
31	31	31	31	31	31
32	32	32	32	32	32
33	33	33	33	33	33
34	34	34	34	34	34
35	35	35	35	35	35
36	36	36	36	36	36
37	37	37	37	37	37
38	38	38	38	38	38
39	39	39	39	39	39
40	40	40	40	40	40
41	41	41	41	41	41
42	42	42	42	42	42
43	43	43	43	43	43
44	44	44	44	44	44
45	45	45	45	45	45
46	46	46	46	46	46
47	47	47	47	47	47
48	48	48	48	48	48
49	49	49	49	49	49
50	50	50	50	50	50
51	51	51	51	51	51
52	52	52	52	52	52
53	53	53	53	53	53
54	54	54	54	54	54
55	55	55	55	55	55
56	56	56	56	56	56
57	57	57	57	57	57
58	58	58	58	58	58
59	59	59	59	59	59
60	60	60	60	60	60
61	61	61	61	61	61
62	62	62	62	62	62
63	63	63	63	63	63
64	64	64	64	64	64
65	65	65	65	65	65
66	66	66	66	66	66
67	67	67	67	67	67
68	68	68	68	68	68
69	69	69	69	69	69
70	70	70	70	70	70
71	71	71	71	71	71
72	72	72	72	72	72
73	73	73	73	73	73
74	74	74	74	74	74
75	75	75	75	75	75
76	76	76	76	76	76
77	77	77	77	77	77
78	78	78	78	78	78
79	79	79	79	79	79
80	80	80	80	80	80
81	81	81	81	81	81
82	82	82	82	82	82
83	83	83	83	83	83
84	84	84	84	84	84
85	85	85	85	85	85
86	86	86	86	86	86
87	87	87	87	87	87
88	88	88	88	88	88
89	89	89	89	89	89
90	90	90	90	90	90
91	91	91	91	91	91
92	92	92	92	92	92
93	93	93	93	93	93
94	94	94	94	94	94
95	95	95	95	95	95
96	96	96	96	96	96
97	97	97	97	97	97
98	98	98	98	98	98
99	99	99	99	99	99
100	100	100	100	100	100

Soft Roman, Cuffed Roman & Sussex* price chart

width ↔ in inches		height ↔ in inches		call or click	
12 - 23 1/2"	35 1/2" - 46 1/2"	24 - 35 1/2"	46 1/2" - 58 1/2"	60 1/2" - 72"	72 1/2" - 108"
1	1	1	1	1	1
2	2	2	2	2	2
3	3	3	3	3	3
4	4	4	4	4	4
5	5	5	5	5	5
6	6	6	6	6	6
7	7	7	7	7	7
8	8	8	8	8	8
9	9	9	9	9	9
10	10	10	10	10	10
11	11	11	11	11	11
12	12	12	12	12	12
13	13	13	13	13	13
14	14	14	14	14	14
15	15	15	15	15	15
16	16	16	16	16	16
17	17	17	17	17	17
18	18	18	18	18	18
19	19	19	19	19	19
20	20	20	20	20	20
21	21	21	21	21	21
22	22	22	22	22	22
23	23	23	23	23	23
24	24	24	24	24	24
25	25	25	25	25	25
26	26	26	26	26	26
27	27	27	27	27	27
28	28	28	28	28	28
29	29	29	29	29	29
30	30	30	30	30	30
31	31	31	31	31	31
32	32	32	32	32	32
33	33	33	33	33	33
34	34	34	34	34	34
35	35	35	35	35	35
36	36	36	36	36	36
37	37	37	37	37	37
38	38	38	38	38	38
39	39	39	39	39	39
40	40	40	40	40	40
41	41	41	41	41	41
42	42	42	42	42	42
43	43	43	43	43	43
44	44	44	44	44	44
45	45	45	45	45	45
46	46	46	46	46	46
47	47	47	47	47	47
48	48	48	48	48	48
49	49	49	49	49	49
50	50	50	50	50	50
51	51	51	51	51	51
52	52	52	52	52	52
53	53	53	53	53	53
54	54	54	54	54	54
55	55	55	55	55	55
56	56	56	56	56	56
57	57	57	57	57	57
58	58	58	58	58	58
59	59	59	59	59	59
60	60	60	60	60	60
61	61	61	61	61	61
62	62	62	62	62	62
63	63	63	63	63	63
64	64	64	64	64	64
65	65	65	65	65	65
66	66	66	66	66	66
67	67	67	67	67	67
68	68	68	68	68	68
69	69	69	69	69	69
70	70	70	70	70	70
71	71	71	71	71	71
72	72	72	72	72	72
73	73	73	73	73	73
74	74	74	74	74	74
75	75	75	75	75	75
76	76	76	76	76	76
77	77	77	77	77	77
78	78	78	78	78	78
79	79	79	79	79	79
80	80	80	80	80	80
81	81	81	81	81	81
82	82	82	82	82	82
83	83	83	83	83	83
84	84	84	84	84	84
85	85	85	85	85	85
86	86	86	86	86	86
87	87	87	87	87	87
88	88	88	88	88	88
89	89	89	89	89	89
90	90	90	90	90	90
91	91	91	91	91	91
92	92	92	92	92	92
93	93	93	93	93	93
94	94	94	94	94	94
95	95	95	95	95	95
96	96	96	96	96	96
97	97	97	97	97	97
98	98	98	98	98	98
99	99	99	99	99	99
100	100	100	100	100	100

London and Balloon price chart

width ↔ in inches		height ↔ in inches		call or click	
24 - 35"	35 1/2" - 46 1/2"	46 1/2" - 58 1/2"	58 1/2" - 70"	70" - 84"	84 1/2" - 120"
1	299	413	463	582	631
2	311	428	480	601	653
3	394	543	609	766	834
4	248	296	380	468	520
5	299	355	459	581	628
6	394	463	601	761	821
7	278	343	439	549	608
8	319	382	498	628	681
9	417	497	651	821	893
10	343	553	646	814	886
11	412	553	646	814	886
12	536	682	798	1186	1298
13	636	862	998	1186	1298

from **\$194** at 48"x84" / made in 5 days



GROMMET PANELS IN 20545 STAMPS/TITANIUM WITH
PRIVACY LINING UPGRADE; WROUGHT IRON HARDWARE (P42)

CASUAL PLEAT PANELS IN 7008 PROVINCIAL STRIPE/HONEY WITH RIBBON LOOP TRIM
UPGRADE; TURNED WOOD HARDWARE (P42); FLAT ROMAN FABRIC SHADES (P34)
IN 3292 YORUBA /WHEAT WITH RIBBON LOOP TRIM UPGRADE



CAFE LENGTH PINCH PLEAT PANELS IN 9522 ALLURE STRIPE/
CRIMSON WITH HORIZONTAL BANDING (AVAILABLE ONLINE) AND
BLOCKOUT LINING UPGRADES; TURNED WOOD HARDWARE (P42)



panels+drapery

An expanse of fabric can transform any room. Panels and draperies have a way of making everything look more "grown up." And when you're ready to take that decorating next step, we know off-the-shelf solutions just can't match our style, height, and width choices. But why limit your creativity?

We offer more than 1,000 fabric choices and styles that range from café-length curtains to 15' width panels perfect for picture windows.

the s+n advantage:

YOUR ADDED
ADVANTAGES!

free
swatches

Try before you buy

free
measuring

Limited time special offer!
See details on back cover

+ ENJOY free
shipping

Standard delivery now
included on your order

*Even in places you can't see, our quality
clearly shows! Get the whole story at*

smithandnoble.com/advantage



COLOR-COORDINATE THREAD

Nothing to detract from
your fabric's beauty.



DOUBLE TURNED AND
WEIGHTED HEMS
Your treatment will
drape perfectly.



CONTROL WAND
All styles available with
optional control wand –
at no added charge!



MORE LINING CHOICES
Including highly
insulating innerlining,
to cut heating bills.



THEIRS
Clear monofilament
thread creates
distracting look.



THEIRS
Single turned and
lightly weighted panels
lack the needed heft.



THEIRS
This convenience is
often not offered, or
may be an extra cost.



THEIRS
Unlined panels send
heat out the window,
and you'll pay for it!

1. choose style + material



PINCH PLEAT PANELS IN 9465 LINEN SHEER/BLACK PEARL; WROUGHT IRON HARDWARE (P42)

Which fabric and style is right for your windows? Sheers, like the dramatic linen above, gently diffuse and soften harsh sunlight without darkening the room. The pinch pleat styling shapes and adds definition to the light and airy sheers, without inhibiting their billowy, free-flowing nature. In another setting, where more privacy, insulation or light control was desired, we could have used our sheers as an undertreatment with more substantial panels or drapery, or layered them over shades or blinds.