

easy upgrades to customize your selections

1 Want to let in light without giving up privacy? Add Top Down/Bottom Up

Why didn't somebody come up with this solution before? Maintain your privacy while you let in sunshine by lowering your shades ingeniously from the top, or raise them from the bottom in traditional fashion.


2 Wish our airy natural weaves provided a bit more insulation? Just add Lining

For privacy plus energy-saving insulation, order Privacy Lining. For nurseries, media rooms or anywhere total light blocking is needed, choose Blockout Lining. Both available in either White or Natural (see below).

3 Need extra safety for kids and pets? Lose the lift cord with Loop Control

A continuous loop lift mechanism lets you effortlessly raise, lower and position even the largest shade, while eliminating dangling lift cords. A great upgrade for homes wanting child safety and an uncluttered look.

swatch our
eco-friendly materials
today, they're **free!**



want even more ways to customize your woven shades? they're just a click away at smithnoble.com!

so

Flat Fold & Waterfall Shade price chart

		width ↔ in inches							
		13-23"	23 1/8-29"	29 1/8-35"	35 1/8-41"	41 1/8-46"	46 1/8-59"	59 1/8-71"	71 1/8-95"
height ↑ in inches	12-36"	A	90	115	130	146	163	194	245
	36 1/8-42"	B	120	145	162	184	206	239	290
	42 1/8-48"	A	106	124	137	158	179	212	272
	48 1/8-54"	B	133	156	178	196	224	266	321
	54 1/8-60"	A	114	137	146	175	197	222	284
	60 1/8-66"	B	144	177	182	220	249	279	333
	66 1/8-72"	A	120	146	163	184	205	238	317
	72 1/8-78"	B	152	182	205	232	253	295	373
	78 1/8-84"	A	127	157	176	194	214	259	324
	84 1/8-90"	B	160	196	222	244	273	323	378
	90 1/8-96"	A	137	163	187	206	229	276	358
	96 1/8-102"	B	176	205	237	261	292	351	421
	102 1/8-108"	A	146	168	198	224	250	290	385
	108 1/8-114"	B	182	215	250	281	309	371	450

call or click

standard delivery now
included on your order

+ ENJOY free shipping

YOUR ADDED ADVANTAGE!

made in 7 days!
DELIVERY TIME
[business days]

- 14 days with Standard Shipping
- 9 days with 2nd Day Air
- 8 days with Next Day Air

1. choose style + materials

Waterfall Shade



Flat Fold Shade



a clean look
with control
cords placed
behind shade
material

2. choose upgrades

- Edge Binding – 2 1/2" \$61; Solid Twills \$41
- Fabric Valance – \$19
- Top Down/Bottom Up – \$66
- Loop Control – \$41
- Privacy or Blockout Lining – Privacy 25%, Blockout 35%

3. choose no charge options

- Cord Position – Select Left or Right
- Hold-Down Clips – Keeps shade in place at the bottom
- Extension Brackets – Provides additional clearance

PLEASE NOTE Limitations may apply to some upgrades; no charge options. Please go online or call for details.

more styles, upgrades & options online

- Dual Shade
- 2 on 1 Headrail
- Decorative Cleat & Tassel
- Motorization
- Decorative Trim
- Wood Bottom Rail

find even more materials
and upgrades online!

pleated shades

*high style without the high price tag.
make over more windows, without breaking the budget!*

from **\$88** at 35" x 54" /
made in 4 days

4610 FERN GULLY/OCEAN WITH
BLOCKOUT LINING UPGRADE

1. choose style+material

Bring color, texture and crisp high fashion styling to any room, any window, with custom Pleated Shades. With Specialty Shapes available online, you can even bring the same look to hard to fit arches and skylights! You can count on them to keep their edge, because the durably luxurious fabrics we use resist fading, drooping and sagging. Our Pleated Shades are also priced so affordably you can add your choice of upgrades to ideally suit your home and your family's needs.

4858 LINEN/WHITE A	4859 LINEN/IVORY A	4862 LINEN/BUTTER A	4861 LINEN/BLOSSOM A	4860 LINEN/SAGE A
6866 SPLENDOR/ NATURAL B	6867 SPLENDOR/ BUTTERCREAM B	934 SPLENDOR/ STARLIGHT B	935 SPLENDOR/ PORCELAIN B	936 SPLENDOR/ STRAW B
1153 PIN DOT/ SOFT WHITE A	1154 PIN DOT/ IVORY A	1155 PIN DOT/ SHELL A	1159 PIN DOT/ SAGE A	933 PAPYRUS/ LINEN B
1032 PAPYRUS/ NATURAL B	4606 FERN GULLY/ NATURAL B	4607 FERN GULLY/ SAND B	4608 FERN GULLY/ GOLDEN B	4609 FERN GULLY/ LEAF B
4610 FERN GULLY/ OCEAN B	1941 CATALINA/ CREAM B	1940 CATALINA/ GOLDEN B	1942 CATALINA/ BRICK B	


2. now make it personal

pleated shades

your shades do even more with these low cost upgrades

- 1 Want maximum insulation value + energy savings? Add Blockout Lining
Ideal solution for maximum light blockage in bedrooms, nurseries, media rooms, anywhere you want total light control (some light will show through cord holes).
- 2 Need extra child safety + effortless operation? Choose Loop Control
Those dangling, dangerous lift cords are history! It's safer for kids and pets, a breeze to raise and lower! This is the affordable upgrade every home needs.
- 3 Love to have more light control + privacy? Top Down Bottom Up does both!
Lower shades from the top to let in natural light while preserving privacy, or raise them from the bottom in traditional fashion. Maximum width 72"; maximum height 96". Not available with Loop Control.

swatch our
pleated shade materials
today, they're **free!**



see more upgrades for your pleated shades at smithnoble.com!



Pleated Shades price chart

		width → in inches							
		13-24"	24 1/8-30"	30 1/8-36"	36 1/8-48"	48 1/8-60"	60 1/8-84"	84 1/8-144"	call or click
12" - 36"	A	\$46	56	68	83	108	168		
	B	65	75	86	108	129	188		
36 1/8" - 42"	A	55	62	73	92	116	188		
	B	72	81	92	117	138	204		
42 1/8" - 48"	A	63	72	83	99	145	205		
	B	77	86	101	122	144	220		
48 1/8" - 60"	A	74	83	88	112	165	229		
	B	86	97	111	141	169	255		
60 1/8" - 72"	A	86	92	101	128	189	256		
	B	95	110	123	158	191	290		
72 1/8" - 96"		call or click							

Shades wider than 84" must be ordered with Loop Control or 2 on 1 Headrail (available online)

Fabric Width Note: Shades wider than 72" (60" for 1159 Sage & 1155 Shell) have seams where panels overlap. Because of the extra layer of fabric at the seams, will stack somewhat thicker than a single panel shade. The seams' overlap will appear darker when light filters through the shade.

standard delivery now included on every order

+ ENJOY free shipping

YOUR ADDED ADVANTAGE!

made in 4 days!

DELIVERY TIME
[business days]

- 11 days with Standard Shipping
- 6 days with 2nd Day Air
- 5 days with Next Day Air

1. choose style+materials

Pleated Shade



2. choose upgrades

- Blockout Lining - \$31
- Top Down/Bottom Up - \$32
- Loop Control - \$41

PLEASE NOTE Limitations may apply to some upgrades at no charge options. Please go online or call for details.

more styles, upgrades & options online

- 2 on 1 Headrail
- Arches
- Skylights

800.248.8888 | 2

roller shades

high style, down-to-earth price!



from \$68 at 35" x 54" /
made in 5 days

Whether you're dressing your windows or yourself, these days the trick's to look like a million and spend like a miser. Luckily, whatever your taste in decorating, we have a Roller Shade to match; our easy-care materials mimic fine fabrics, woven woods, even new earth-friendly, pvc-free styles! Another unique s+n advantage? You can individualize your shades with a choice of hemlines and decorative trims (see them all on our website). Trims complement our Fabric Collection color palette and are also available on our Custom Panels — the perfect way to create a designer-caliber layered treatment!

ROLLER SHADES IN 843 CALYPSO/CORNSILK; ROD POCKET PANELS (P36)
IN 4438 ESSENCE/WHEAT; UPHOLSTERED CORNICES AVAILABLE ONLINE



1. choose style+materials


Need complete light blocking? Look for ☼ in material choices. Maybe it's a bedroom, nursery, media room, or a West-facing window where the afternoon sun blazes in. We now offer dozens of options (here and online) including Calypso Solids,

Nightshade Blockouts and Fashion Textures. When ordering, consider Reverse Roll among your No Charge Options, as these fabrics have a white backside which will be visible at the top of your shade if you choose Standard Roll.

solids




nightshade blackout



Special Fabric Notes:

- Calypso not available as Flat Fold
- Nightshade materials only available as Room Darkening and will have a white backside
- 4867 Nightshade/Ivory will have an ivory backside
- Nightshade and Calypso materials wider than 72" may have a horizontal seam.



novelties + textures



Special Fabric Notes:

- Material maximum widths available online
- Playa and Seabury not available with Decorative Hems
- Playa not available in Flat Fold
- Bahama not available with Decorative Hems, Accent Rods & Trims

eco smart pvc-free



go

ONLINE FOR MORE
PRODUCTS AND
EASY ORDERING.

now make it personal

easy upgrades to customize your selections

1 Like to show off your creativity? Choose from 5 Decorative Hem Styles

Just two of your options are shown below; find them all at smithnoble.com! You may also add Decorative Trim (view online) to Straight, Wave or Diana hem styles.


2 Safety + a clean look? Add a Decorative Cassette System with Loop Control

Loop Control eliminates dangling lift cords which can be hazardous to kids and pets. The mechanism is cleverly hidden under a decorative cassette with an insert that matches your shade fabric.


3 Want to let in light but preserve your privacy? Add Top Down/Bottom Up

Maintain privacy while you let in sunshine by lowering your shades from the top, or raise from the bottom in traditional fashion. Flat Fold style only; includes control cords on both sides for convenience.

swatch our
budget friendly materials
today, they're **free!**



more upgrades and options available online at smithnoble.com!





ONLINE FOR MORE
PRODUCTS AND
EASY ORDERING.



ROLLER SHADES IN 9376 ECO STRIPE/BLACK WITH METAL BOTTOM RAIL UPGRADE (AVAILABLE ONLINE)

roller shades



FLAT FOLD SHADES IN 4986 SEABURY/SUNSET WITH TOP DOWN/BOTTOM UP UPGRADE

it's **easy** to order! just follow these steps.

1. choose **style + materials**

Roller Shade

Flat Fold Shade



Standard Roll Direction

Reverse Roll Direction



2. choose **upgrades**

- Room Darkening Fabric – add 40%
- Loop Control – \$20
- Decorative Cassette System – \$64 (up to 55" width \$94 (over 55" width))
- Decorative Hems – starting at \$30
- Top Down/Bottom Up – \$40
- More upgrades and options available online!

3. choose **no charge options**

- Cord Position – Select Left or Right
- Reverse Roll – Fabric rolls off front of shade; recommended for Room Darkening fabrics
- Extension Brackets – Provides additional clearance

4. choose your **delivery time** (business days, including manufacturing time)

- 12 days with Standard Shipping
- 7 days with 2nd Day Air
- 6 days with Next Day Air

PLEASE NOTE Limitations may apply to some upgrades no charge options. Please go online or call for details.

Let the pros do it! **free measuring** for guaranteed perfect fit!

Special Offer ends April 7, 2009. Details on back cover.

Roller Shade price chart

		width ↔ in inches				
		12"	36 1/8"	55 1/8"	61 1/8"	73 1/8" - 127"
height ↔ in inches	12 - 36"	A	\$52	81	90	133
		B	83	101	133	163
		C	104	143	161	231
	36 1/8 - 48"	A	66	87	99	148
		B	86	116	148	199
		C	123	173	193	278
	48 1/8 - 60"	A	68	99	109	162
		B	101	127	162	225
		C	141	197	222	321
	60 1/8 - 72"	A	74	105	116	174
		B	104	135	174	239
		C	160	219	252	363
72 1/8 - 120"		call or click				

Material maximum widths are available online

Flat Fold Shade price chart

		width ↔ in inches				
		12"	36 1/8"	55 1/8"	61 1/8"	73 1/8" - 84"
height ↔ in inches	12 - 36"	A	\$99	154	169	238
		B	128	156	206	254
		C	146	200	225	324
	36 1/8 - 48"	A	124	167	187	281
		B	135	191	229	307
		C	173	240	270	390
	48 1/8 - 60"	A	129	187	207	308
		B	156	204	252	350
		C	198	275	311	450
	60 1/8 - 72"	A	139	200	220	329
		B	161	232	268	371
		C	224	306	353	508
72 1/8 - 120"		call or click				

Material maximum widths are available online

visit online **photo gallery**
explore and discover more ideas!

800.248.8888 | 3

our solar shades

cut the glare, keep the view

SOLAR ROLLER SHADES IN 9346 RAVEN WITH ALUMINUM
DECORATIVE FASCIA VALANCE UPGRADE AND METAL BOTTOM RAIL

from \$129 at 35" x 54" /
made in 7 days

choose style+material

Our Solar Shades are simply brilliant. They significantly reduce the glare and heat in a room without eclipsing your view. Made from semi-sheer high-tech materials that absorb UV rays – they're like SPF for your furnishings! Solar shades shield carpeting, artwork and furniture from sun damage while minimizing glare on TV and computer screens. They might even reduce your AC bills. What a bright idea!

semi-sheer solid

- 9347 BARK A
- 9343 LINEN A
- 9342 CLOUD A
- 9345 GRANITE A
- 9344 GRAPHITE A
- 9346 RAVEN A

semi-sheer fashion

- 3872 CITY/STRIA B
- 9368 NEO TWEED/NATURAL B
- 3873 CITY/MARBLE B
- 9365 RATTAN/WHEAT B
- 9367 NEO TWEED/BARK B
- 3874 CITY/WAVE B
- 3875 CITY/REPP B
- 9366 CROSSWEAVE/EARTH B

eco sheer – pvc free

- 9596 ECO SHEER/IVORY B
- 9595 ECO SHEER/WHITE B
- 9597 ECO SHEER/BRONZE B
- 9598 ECO SHEER/BLACK B

smithnoble.com

2. now make it personal

solar shades

easy upgrades make your shades look + work better!

1 Want a uniform look, top to bottom? Add a Decorative Fascia Valance

Conceals your shade's included Loop Control mechanism. Choose fabric-covered to match shade material or aluminum to match your shade's bottom rail. Available with Solar Roller style only. Maximum height for Semi-Sheer Solid and Semi-Sheer Metallics is 104" for Semi-Sheer Fashion fabrics is 115".

2 Want to enhance the look at no added cost? Ask for a Metal Bottom Rail

Your no charge choice of an aluminum metal bottom rail for a contemporary look or a sealed fabric hem for a clean appearance that matches your solar shade material.

3 Love to have more light control + privacy? Top Down/Bottom Up does it all!

Lower your shades from the top to let in more direct natural light while preserving your privacy, or raise them in conventional fashion from the bottom. Available with Solar Roman Shade style only. Maximum height is 108".

swatch our
energy saving materials
today, they're **free!**



semi-sheer metallic

3889
CHAMPAGNE

3891
COAL

3890
MIST

3888
SAGE

Solar Roller Shade price chart

	Fabric	width ↔ in inches							
		15"	30 1/8"	36 1/8"	48 1/8"	55 1/8"	61 1/8"	72 1/8"	96"
height ↑	12 - 36"	92	108	125	149	166	197		
	36 1/8 - 42"	109	131	154	183	207	230		
height ↑	42 1/8 - 48"	95	113	133	158	177	215		
	48 1/8 - 54"	113	142	165	195	219	243		
height ↑	54 1/8 - 60"	98	123	142	168	185	230		
	60 1/8 - 72"	120	149	171	208	229	267		
height ↑	72 1/8 - 120"	105	129	149	179	198	242		
		128	157	184	221	243	287		
height ↑		110	136	157	185	212	262		
		132	166	194	229	257	305		
height ↑		119	150	171	212	229	287		
		143	183	213	257	297	345		

Maximum width for all City, Neo Tweed, Rattan and Crossweave fabrics is 72"

Solar Roman Shade price chart

	Fabric	width ↔ in inches					
		15"	30 1/8"	36 1/8"	48 1/8"	55 1/8"	72 1/8"
height ↑	12 - 36"	130	185	217	251	325	
	36 1/8 - 48"	171	216	250	290	374	
height ↑	48 1/8 - 60"	183	230	268	311	403	
	60 1/8 - 72"	195	244	283	328	422	
height ↑	72 1/8 - 120"						

Maximum width for all City, Neo Tweed, Rattan and Crossweave fabrics is 72"

1. choose style + materials



2. choose upgrades

- Decorative Fascia Valance - \$50
- Top Down/Bottom Up - \$50

3. choose no charge options

- Bottom rail - Select aluminum or fabric sealed
- Reverse Roll - Fabric rolls off front of shade.
- Lift Cord Position - Select Left or Right
- Extension Brackets - Provides additional clear.

4. choose your delivery time (business days, including manufacturing time)

- 14 days with Standard Shipping
- 9 days with 2nd Day Air
- 8 days with Next Day Air

PLEASE NOTE Limitations may apply to some upgrades no charge options. Please go online or call for details.

800.248.8888

[SATISFACTION GUARANTEED]

Along with exceptional quality and beauty, all smith+noble window treatments come with something extraordinarily rare in custom-made products: a Satisfaction Guarantee. If you spot a problem within 30 days of receiving your order, please notify Customer Service immediately. If you have provided accurate measurements and conformed to our recommended product specifications and limitations, we will expertly repair your treatment, or remake it completely. Over 20 years of satisfied customers give us the confidence to offer this Guarantee. We invite you to join them.

easy to order

choose. measure. order. enjoy...with confidence!

For Customer Service, call 800.248.8888
Monday through Friday 6am - 6pm; Saturday 7am - 4pm; Pacific Time

Order Online or download an Order Form & Worksheet anytime at
smithnoble.com - fax orders to 800.426.7780

choose. Each window treatment has a step-by-step, easy checklist to help you. For example:

1. choose style + material or finish
2. choose upgrades
3. choose no charge options
4. choose delivery time

FOR ANY TREATMENT: DECIDE HOW TO MOUNT



INSIDE MOUNT

Inside mounted treatments are installed within your window frame, creating a built-in look without covering your molding. Inside mount is also suggested for the 1st layer of a layered treatment, and strongly recommended if your windows aren't "square" (see how to check, at right).




OUTSIDE MOUNT

Outside mounted treatments are installed on your wall or molding. An outside mount is often used to make a window look larger, to mask flaws in a window or adjacent wall, or when there's not enough frame depth for inside mounting.

measure.

CONSIDERATIONS IN CHOOSING INSIDE OR OUTSIDE MOUNT



FRAME DEPTH

Inside Mount requires adequate mounting depth within your frame. At least 2" is enough for most treatments (see Product Depth Chart p 29). If your frame isn't deep enough for the style you've chosen, you should use Outside Mount.

OBSTACLES

Check for any obstacles on your window, such as handles or cranks, that could interfere with your treatment's operation with an Inside Mount. If there are such obstacles, you should consider Outside Mount.



MEASURE FOR
SQUARENESS

SQUARENESS

For Inside Mount your window should be square, or treatment may not work properly or hang attractively. To check for squareness measure diagonally in both directions. If measurements differ by over 1/8", you should use Outside Mount.

SURFACE ABOVE WINDOW

Outside Mounting requires at least 2" of flat surface area above your window or on the window frame for mounting brackets.

IF YOU'VE SELECTED OUTSIDE MOUNT



- Using a metal tape, measure the area you want to cover, including any overlap on the surrounding wall. Although you must have at least 2" of flat surface above the opening to allow space for mounting brackets.
- When you specify Outside Mount for any treatment other than Roller or Solar Shades, and Illusions Horizontal Shadings, your treatment will be made to the exact size you specify (excluding trim). Roller, Solar and Illusions Horizontal fabrics will be approximately 1" narrower than ordered.
- You can also order the treatment wider to avoid light gaps.
- Also specify any extension brackets needed to clear handles, cranks, etc. as one of your No Charge Options.
- See Product Stacking Height or Width (chart online) to determine the wall area your treatment will cover when fully open.

RECOMMENDED OVERLAP

PRODUCT	OVERLAP WIDTH OUTSIDE MOUNT	OVERLAP HEIGHT OUTSIDE MOUNT
Roller Shades	3" (1½" ea. side)	2" top, 1½" bottom
Horizontal Blinds+Shades	3" (1½" ea. side)	2" top, 1½" bottom
Illusions Horizontal Shadings (available online)	6" (3" ea. side)	3" top, 1½" bottom
Draperies, Panels, Illusions Vertical, Vertical Blinds & Panel Track	8" (4" ea. side)	4" top; 4" below sill, or ½" above floor

need help?  go